

Westcar Papyrus

Blackman

Created on 2008-08-06 by Mark-Jan Nederhof. Last modified 2015-03-12.

Transcription of Papyrus Westcar according to Blackman (1988), including Davies' corrections therein. Only text is shaded that is written between square brackets in Blackman (1988).

I assume the following correction:

- After 1,22 read  as .

Bibliography

- A.M. Blackman. *The Story of King Kheops and the Magicians*. J.V. Books, 1988.

1,12

1,13



1,14



1,15



1,16



1,17



1,18




1,19



1,20



1,21



1,22



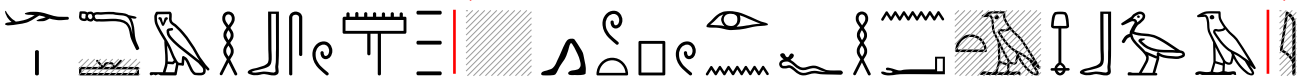
1,23



2,1



2,2



2,3



2,4



2,5



2,6




2,7



2,8





4,5
4,6

4,7
4,8

4,9
4,10

4,11
4,12

4,13
4,14

4,15
4,16

4,17
4,18

4,19
4,20

4,21
4,22

4,23



4.24



4.25



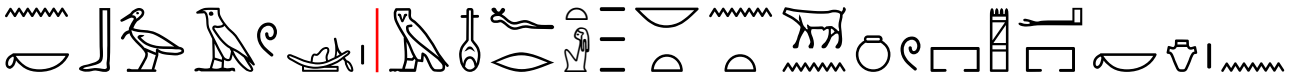
5.1



5.2



5.3



5.4



5.5



5.6



5.7



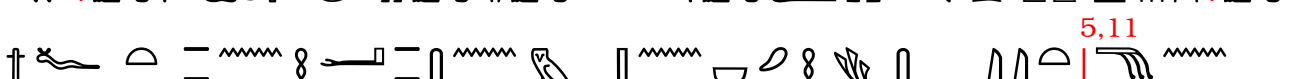
5.8



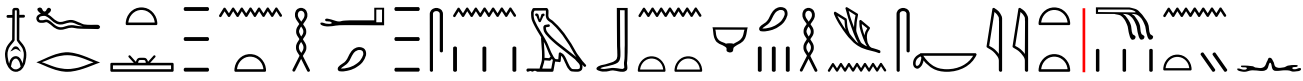
5.9



5.10



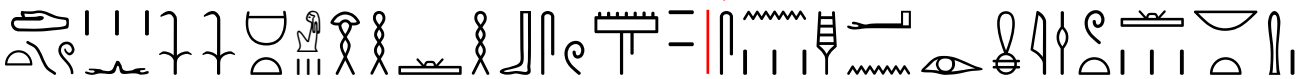
5.11



5.12



5.13



5.14





5.15



5.16







7,1
7,2
7,3
7,4
7,5
7,6
7,7
7,8
7,9
7,10
7,11
7,12
7,13
7,14
7,15
7,16
7,17

7,18
 7,19
 7,20
 7,21
 7,22
 7,23
 7,24
 7,25
 7,26
 8,1
 8,2
 8,3
 8,4
 8,5
 8,6
 8,7

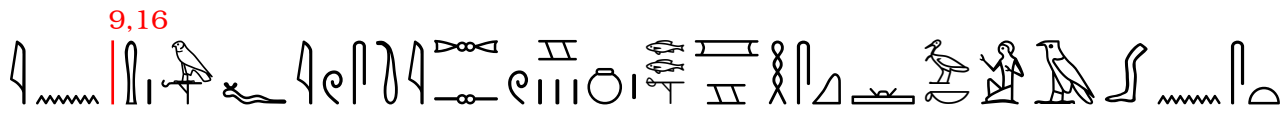
This image displays a series of ancient Egyptian hieroglyphs, organized into horizontal rows. Red numbers are placed above specific groups of hieroglyphs, likely indicating line numbers or specific symbols of interest. The hieroglyphs themselves are diverse, featuring birds (such as falcons, ducks, and geese), human figures in various poses, and abstract symbols like lotus flowers, papyrus, and geometric shapes. The arrangement is systematic, with each row containing a sequence of these symbols.

8,8
8,9
8,10
8,11
8,12
8,13
8,14
8,15
8,16
8,17
8,18
8,19
8,20
8,21
8,22
8,23
8,24

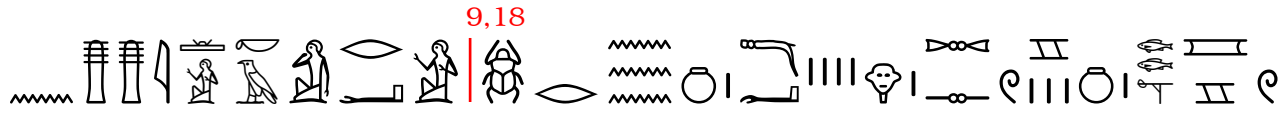
8,25
8,26
9,1
9,2
9,3
9,4
9,5
9,6
9,7
9,8
9,9
9,10
9,11
9,12
9,13
9,14

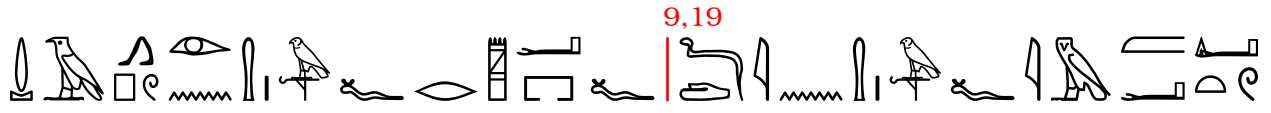
The image displays a grid of ancient Egyptian hieroglyphs, organized into 14 rows. Each row is identified by a red number: 8,25, 8,26, 9,1, 9,2, 9,3, 9,4, 9,5, 9,6, 9,7, 9,8, 9,9, 9,10, 9,11, 9,12, 9,13, and 9,14. The hieroglyphs are arranged in vertical columns within each row. The symbols include various birds (such as falcons and hawks), human figures in different poses, and abstract geometric shapes like circles, squares, and rectangles. Some hieroglyphs are shaded with diagonal lines, possibly indicating a specific meaning or a different variant of the symbol. The overall layout is systematic, suggesting a catalog or a study of these symbols.


9,15


9,16


9,17


9,18


9,19


9,20


9,21


9,22


9,23


9,24



9,25


9,26

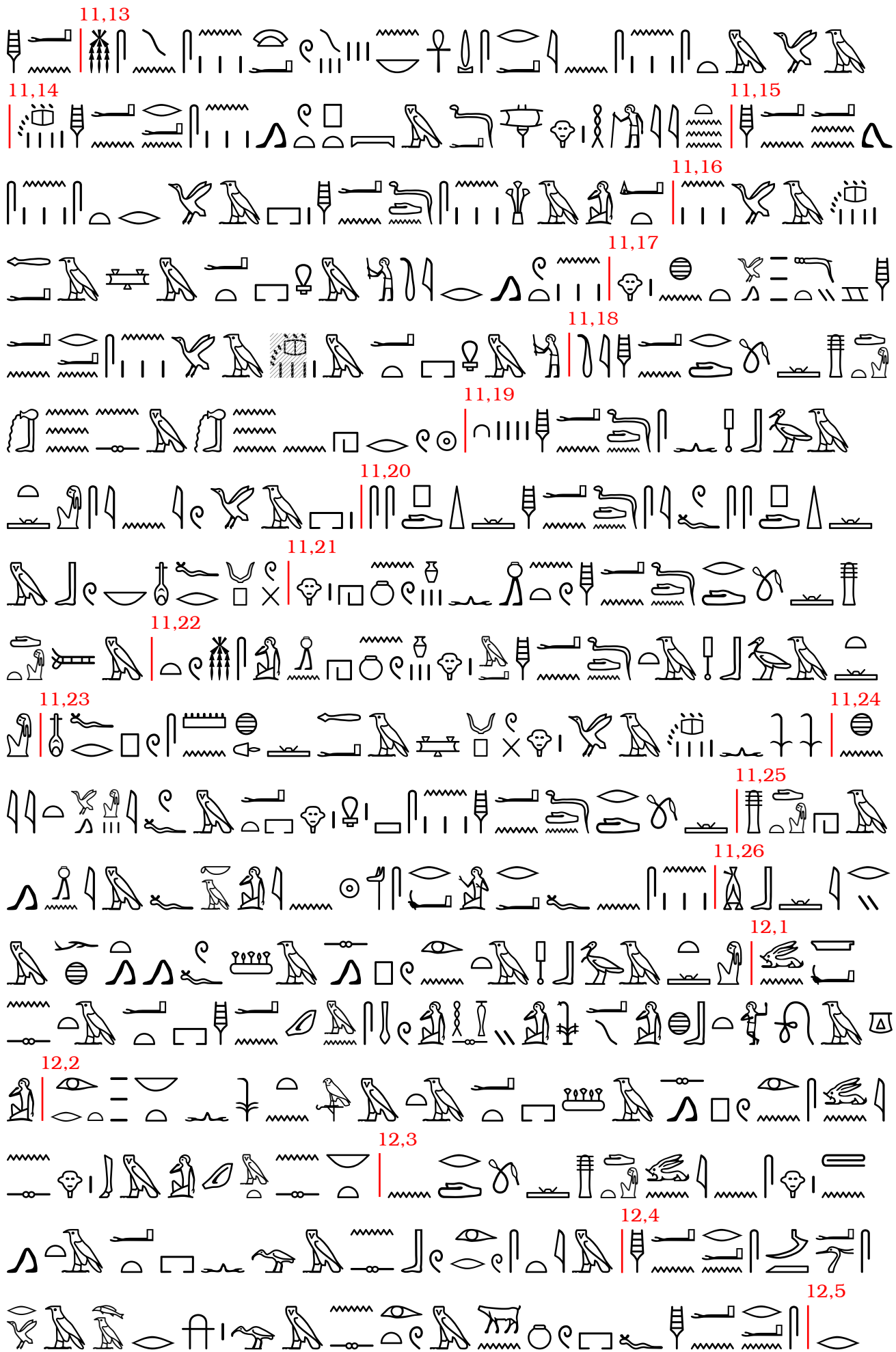

9,27


10,1


10,2

10,21
10,22
10,23
10,24
10,25
10,26
11,1
11,2
11,3
11,4
11,5
11,6
11,7
11,8
11,9
11,10
11,11
11,12



12.6
12.7
12.8
12.9
12.10
12.11
12.12
12.13
12.14
12.15
12.16
12.17
12.18
12.19
12.20

